



99-9173 - 04/2014

CATU S.A 10 A 20 AVENUE JEAN-JAURES 92222 BAGNEUX CEDEX FRANCE
 TEL.: 01 42 31 46 00 - FAX: 01 42 31 46 31 www.catuelec.com



CD-128

Safety Lamp Instruction sheet



- Application _____
- Operation _____
- Specification - Certification _____
- Maintenance - Environment _____





Application

The standard unit can be used as a portable emergency lighting work light by installers, maintenance or security personnel as emergency lighting version. A change of use to a WORK-LITE only can be set up if needed (see operations section below).

General arrangement

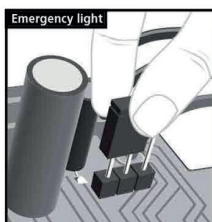
The body is manufactured in durable polycarbonate, with an ingress rating of IP65. A clear polycarbonate optimized diffuser is used to produce a focussed beam from the high power white LED source. A three position switch selects 'Off', 1/2 power illumination (45 lumens for 3 hours) or full power (100 lumens for 1 hour). A carrying handle is provided with a variable ratchet that allows the user to position the lamp at a chosen angle. A power cable is included together with a bracket (without screw) for wall mounting.

Battery charge before us: a full 24 hours charge is required before normal operation.

Operation

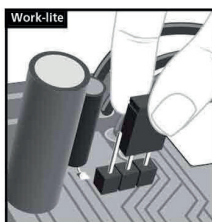
Emergency light

If the mains supply is disconnected the luminaire will operate as a portable emergency light (use the push switch to select either high or low light output). After use the unit should be placed back on charge.



Work-Lite only set up: jumper position

When powered from the mains the green LED indicates normal charging. When the mains supply is disconnected the lamp will remain off until the push switch is activated to select either high or low light output for the rated duration.

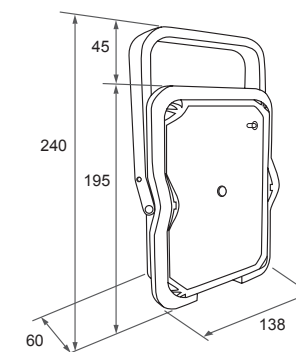


Specification - Certification

Voltage	230V ~ -10% +6% 50/60HZ
Lamp	1 white LED 1W
Lamp output	45 lm / 3 h 100 lm / 1 h
Charge monitor	Green 1 LED
Battery	Ni-Cd 2.4V 1.5Ah M-883029
Duration	1 hour or 3 hour (switch selectable)
Environment	0° C to 40° C
Weight	0,68 kg
Dimensions [h x l x d]	240 x 138 x 60 mm
Ingress rating	IP65
IK rating	IK10

In accordance with:

EMC EN 55015 / EN 61547 / EN 61000-3-2 / EN 61000-3-3
IP 65 IK 10 EN 60598-1



Change of use

If the user wishes to change the prime mode of operation from emergency lighting WORK-LITE to a normal WORK-LITE or vice versa, this can be done making an internal adjustment. A jumper on the pcb (as shown in the diagram) should be moved to the appropriate position. To gain access: remove the four screws holding the diffuser, then prise the diffuser free. Undo the crosshead grub screw to release the control PCB. The jumper is located on the rear of the PCB. Once the jumper is in the correct seat, refit the PCB and diffuser cover.

Maintenance

To replace the battery, first ensure that the mains supply is disconnected. 4 screws are used in the body assembly.

Environment

Our products fully conform to the ROHS 2002/95/CE directive in relation to the limitation of use of certain hazardous waste. The company operates in full compliance with the waste directive WEEE.

