

MT-300/40

Earthing rail equipment for third rail configuration



99-11634

Operation and Maintenance Manual

CATU S .A. 10 à 20 Avenue Jean Jaurès 92220 Bagneux CEDEX
Phone : + 33 1 42314600 Fax : + 33 1 42314632

Introduction

This equipment is designed to permit safe earthing and short-circuiting of railway systems with lateral current rail.

It allows the earthing of the lateral current rail when it is switch off.

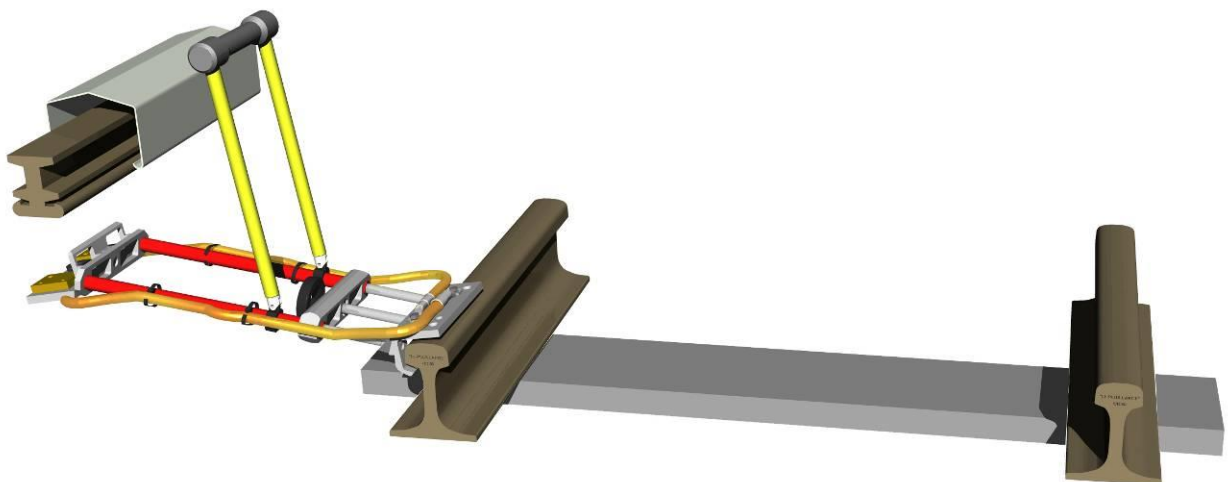
BEFORE EACH USE, IT IS CRUCIAL TO CHECK THE ABSENCE OF VOLTAGE*

*To do this operation, it is recommended to use a DC voltage detector with the adequate level of voltage.

When the equipment is installed according to instruction for use, it can withstand the earth and short-circuiting current of 100 kA during 35 msec (thus provide the draining of the fault current and safety to the operators).

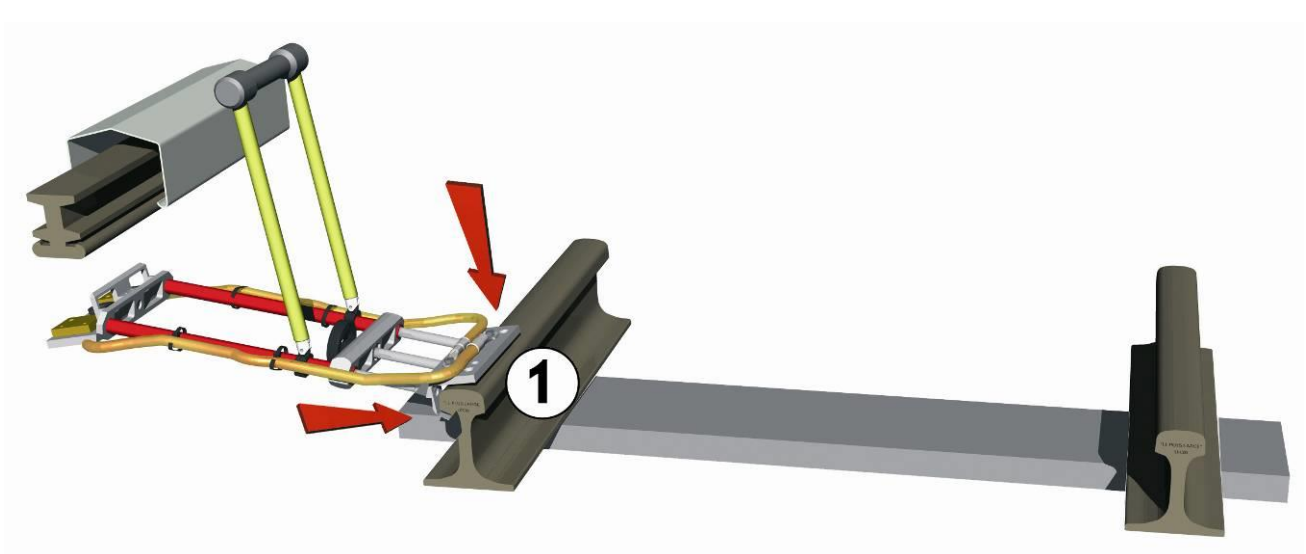
Instruction for use

In case of maintenance and repair work on railway network, the MT300 will earth the current rail by short-circuiting to the running rail.

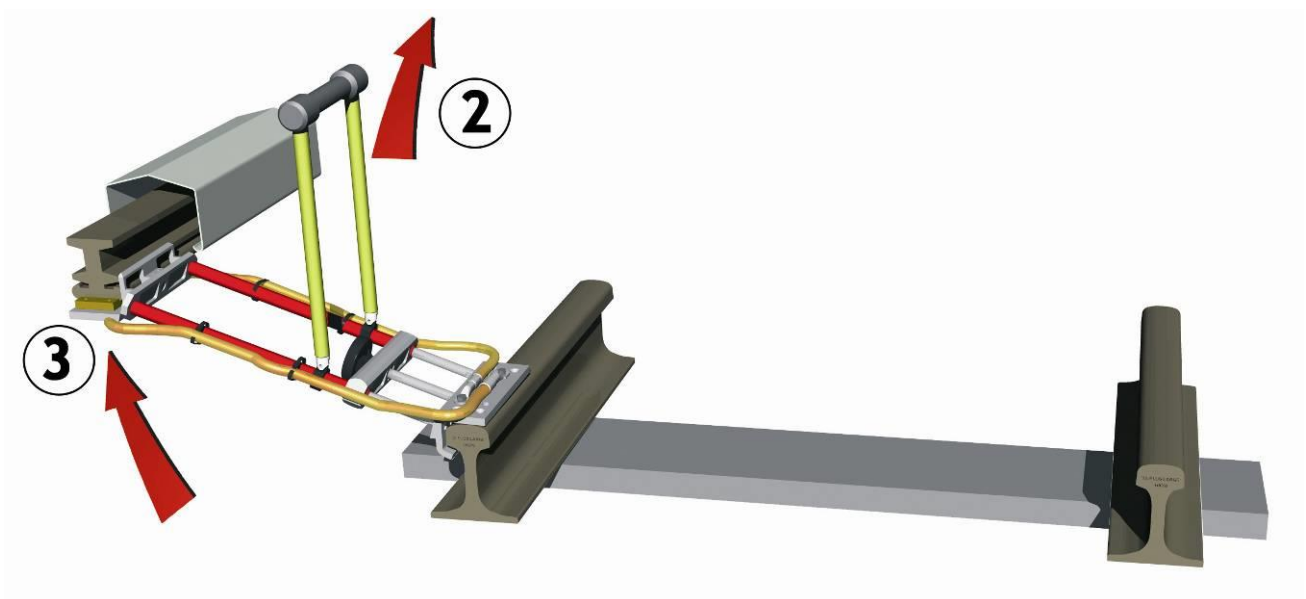


Operating Instructions

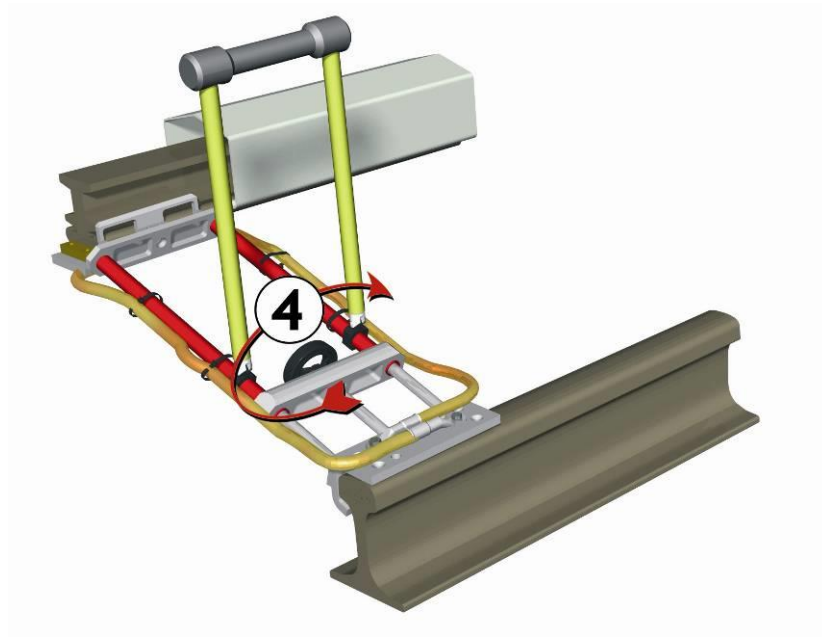
1. The operator should position between the running rails and install the contact block on the nearest rail of the current rail (1).



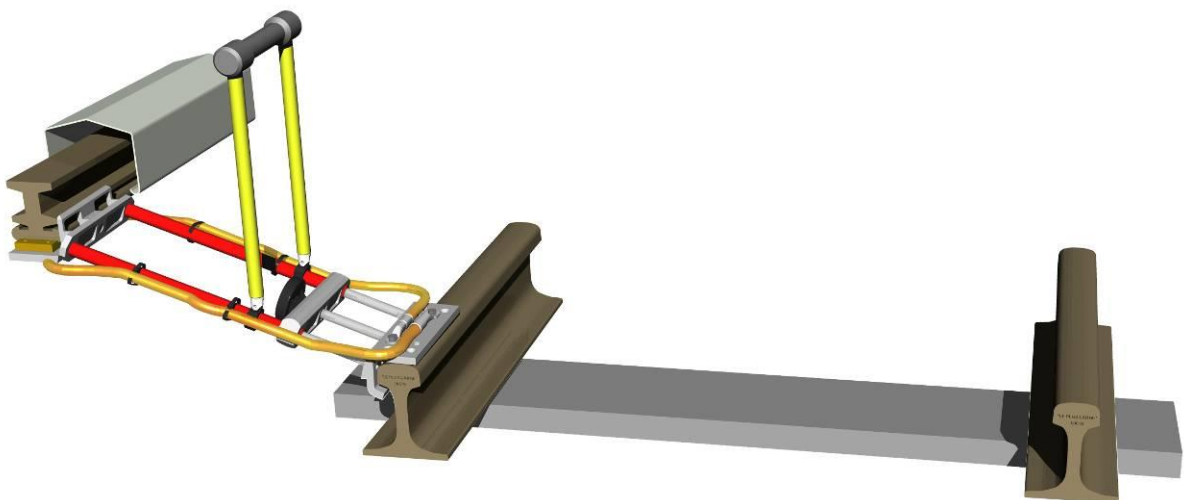
2. Pull up the system by the handle (2) until the magnetized contact block has been fixed on the current rail (3).



3. Turn the knob in order to firmly fix the earthing system (4).



4. The short-circuiter is in place and work on railway can start under safety condition.





Characteristics

Foldable handle 32 mm dia. foam filled tube
Approx: length: 600 mm

- Adjustable frame in 45 mm dia. insulated polyester glass fiber tube.
- Extra flexible braided multi-strand copper cables - 150 mm²- with transparent silicon sheath resistant to temperature variations (-40°C to +70°C) according to IEC 61138 standards.
- Aluminum contact block for running rail with guiding magnet and brass plate
- Aluminum contact block for current rail with guiding magnet and brass plate
- Knob for frame adjustment and running rail tightening
- Icc = 100 kA/35 ms
- Total dimensions in flat position:
 - Length: 900 mm,
 - Wide: 300 mm,
 - Height: 125 mm.
- Weight: 10 kg.



Maintenance

There are two types of Maintenance:
Routine Maintenance & Maintenance of wearing parts.

1- Routine maintenance

According to IEC 61230 standard (portable equipment for earthing or earthing and short-circuiting) on an informative annex C:

1.1 Verification before use

For safety reasons, earthing and short-circuiting equipment should be handled with great care. It should be thoroughly inspected visually before each use.

Visible damage to contacts, connections, cable insulation or the exposure of bare conductor should be regarded as serious defects and the equipment should be removed from use.

Before use, inspection of the surface contact should be done and the contact of the connection point should be cleaned by brushing all deposit remaining in order to obtain good electrical contact either for transit current or for short-circuit.

1.2 Periodic inspection and in-service testing

The users should develop their own guidelines for proving the integrity of the device and define the according time interval for periodic inspection which may include the in-service testing of the equipment.

2- Maintenance of wearing parts

The exchange of cables and contacts must be carried out by an operator trained for this purpose.

The cable, knob, handle and contacts must be disassembled and reassembled according to their initial positions.

Maintenance videos are available.


CW-11617 The complete handle MT300

CW- 11618 Kit of two magnets and screws MT300

CW-11619 Knob kit MT300

M-62-656 Set of two contact pieces in brass with screws

Set of two cables equipped with end fitting and screws
M12 Screws and washers



2 Cables with end fittings

The torque of screwing shall be:

M8 : 20N.m

M12 : 69N.m

WARNING:

Equipment that has been exposed to short-circuit current should be disposed unless it is proved by thorough investigation, calculation and inspection, that the exposure has been too moderate to give any negative mechanical or thermal effects. If there is any doubt as to the perfect condition of the device, it should be disposed of.



Packing

Before use, examine the equipment for eventual transport damage and if visible damage appears to contacts, connections or cables the equipment should be removed from use and repair by specially trained personnel or return for repair to CATU.

After unpacking and checking, it is recommended to store the equipment on clean, dry and folded condition.

To transport the equipment along the rail it exist a back bag reinforced.

This bag is especially made for this equipment and permits an easier transportation of it. Ref: CM-301



Guarantee

For the guarantee this equipment is following our general sales conditions and is also applicable on the basis of the respect of this instruction for use, maintenance and storage.